

EXTENSIS PHOTOTOOLS

SPECIAL OFFER!



DIGITAL STOCK USERS!

UPGRADE TO PHOTOTOOLS 2.0

FOR ONLY \$59.95

CALL (800) 796-9798 TO UPGRADE
MENTION SOURCE CODE 3502 TO RECEIVE THIS OFFER



EXTENSIS PHOTOTOOLS

Vital plug-ins for all-media design

Extensis™ PhotoTools™ 2.0 is the most versatile collection of text-editing, button-building, shadow-casting Adobe Photoshop plug-ins available for print, multimedia or Web design.

Format text interactively with a WYSIWYG preview. Apply fonts, color, and kerning to individual characters. Create and assign styles to text. Save your text blocks for future editing.

Build rows and columns of buttons for Web and multimedia projects in seconds. Edit predefined shapes, tweak lighting, assign colors, save settings for later.

Interactively cast perspective shadows to text and shapes with unprecedented flexibility. Easily adjust shadow blur diffusion to portray realistic depth. Create professional-quality embosses, bevels and glows with intuitive controls.

To order, obtain site license pricing or learn more, contact your reseller today or call us at (800) 796-9798 or (503) 274-2020. Visit <http://www.extensis.com> for the latest Extensis PhotoTools information.



- Format text within a WYSIWYG preview, stylize and kern characters individually, apply style sheets, and save text blocks for future editing.
- Quickly construct groups of buttons for Web and multimedia projects.
- Professional quality effects include bevels, glows and embosses, and a powerful perspective shadow generator with realistic adjustable blurs.
- Create text, buttons and effects with interactive, real-time previews and unlimited undos.
- Instant access to all Photoshop menu commands with customizable PhotoBars.



EXTENSIS PHOTOTOOLS



PHOTOBUTTON

Build buttons for Web and multimedia projects in seconds. Edit predefined shapes, adjust lighting, assign colors, save your settings for later.



PHOTOTEXT — Powerful WYSIWYG text editor for creating text blocks within your image. Stylize, color and kern characters individually. Return text to a new layer.

New! Re-edit Text Blocks — Save and re-edit text blocks with all settings intact.

New! Style Sheets — Define favorite text styles and reapply them to newly created text with a single mouse click.

NEW! PHOTOBUTTON — Quickly construct groups of beautifully-rendered buttons from 16 predefined, editable shapes. Comprehensive control over shape, color and lighting. Perfect for Web and multimedia projects.

PHOTOBARS — Now includes more colorful buttons with more recognizable icons.

AWARD-WINNING EFFECTS GENERATORS

Create professional-quality effects in seconds with PhotoGlow, PhotoBevel, PhotoEmboss and PhotoCastShadow. Save and reapply effects easily.

New! PhotoCastShadow — Interactively skew shadows with unprecedented control. Easily adjust shadow blur to show realistic depth. Isolate the shadow on its own layer.

New! Real-Time Preview — Edit effects in real-time with interactive previews.

New! View Composite Layers — PhotoTools 2.0 effects are the first plug-ins ever to provide a preview of all active layers. (Photoshop 4.0 only.)

New! Navigator Pop-Up — Quickly navigate your document within the preview. (Macintosh only.)

New! Background Processing — Effect processes in the background while you work in the preview. (Photoshop 4.0 only.)

New! Eyedropper — Select effect colors from background image.

New! Blend Modes — Blend effects with background image.

New! Photoshop 4.0 Actions Aware

New! Unlimited Undos

SYSTEM REQUIREMENTS:

Macintosh
Mac OS System 7.5 or later;
Macintosh 68040-25 MHz or
faster, or PowerPC.
Adobe Photoshop 3.0.4 or later.

Windows
Windows 95 or NT 4.0.
Adobe Photoshop 3.0.5 or later.



PHOTOCASTSHADOW

Cast perspective shadows with unprecedented flexibility. Easily adjust shadow blur diffusion to portray realistic depth.

PHOTOTEXT

Format text interactively with a WYSIWYG preview. Color, kern and apply fonts to individual characters. Create and assign styles to text. Save and re-edit text blocks.



PHOTOBAR

Now includes more colorful buttons with more recognizable icons.

Extensis Corporation
1800 SW First Avenue, Suite 500, Portland, OR 97201
Phone (503) 274-2020 • Fax (503) 274-0530
Extensis Europe, Zonnebaan 34, 3606 CB Maarssen
The Netherlands • Phone: +31-30-24-75050 • Fax: +31-30-24-12039



<http://www.extensis.com>

EXTENSIS QX-EFFECTS

Create professional-quality visual effects in QuarkXPress

Extensis™ QX-Effects 3.0™ helps you quickly create professional looking visual effects directly in QuarkXPress™ with less time and effort. No muss, no fuss.

Construct high-quality shadows, bevels, glows, or embosses with just a few clicks, without ever leaving QuarkXPress. Simple, intuitive controls allow you to interactively preview and select each effect's shape, shadow angle, blur, color, contrast, and more. Merge the effect seamlessly with background text or images of several file types, even when rotated or flipped.

No more switching among applications, recreating and importing files. With just a few clicks, QX-Effects untangles the path to stunning effects, saving you time.

To order, or for more information, contact your reseller today or call us at (800) 796-9798 or (503) 274-2020. Visit <http://www.extensis.com/> for the latest QX-Effects information.




- Simplifies the complex process of creating soft drop shadows, glows, bevels, and embosses which blend in with background images.
- Quickly change the perspective and shape of cast shadows using intuitive controls and interactive previews.
- Merge shadows with type, rules and colored boxes, plus a wide variety of image types, including TIFF, PICT, and EPS. Eliminate jaggies automatically.
- Preview changes to shadows and effects instantly with the WYSIWYG editor.
- QX-Effects 3.0 is fully compatible with QuarkXPress 3.31 and 4.0.

“Stunning tricks. Fewer clicks.”

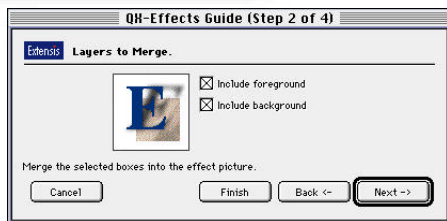


EXTENSIS QX-EFFECTS



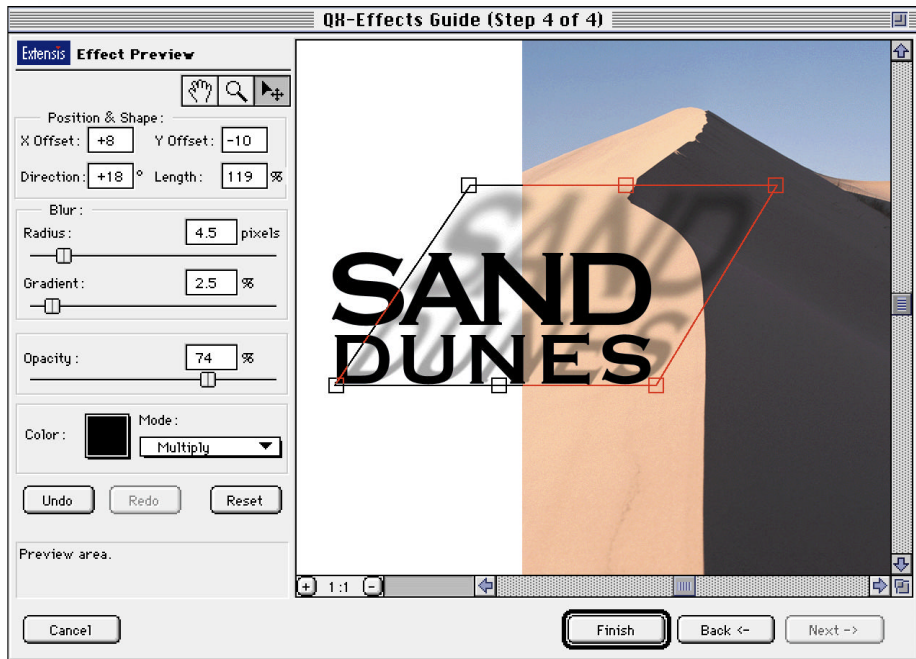
EFFECTS GUIDE

Shadows, glows, bevels and embosses are only a few clicks away with the Effects Guide. Simple intuitive controls let you interactively preview and select your desired effect.



MERGE LAYERS

Avoid unwanted jaggies between layers with the simple Merge Layers tool. Effects feather seamlessly with background images.



PERSPECTIVE SHADOWS

Create shadows easily using intuitive tools. Drag shadow anchors to skew the shadow's shape, apply colors, blur, and more.

CONVENIENCE — Create effects directly in QuarkXPress without relying on outside image editors. No more switching between applications, recreating and importing design elements.

SHADOWS — Perfect shadows in seconds with full interactive control of the color, blur, opacity, position and light source.

GLOWS — Instantly create glow effects on images and text using slider controls for stroke width, radiance and opacity. Unlimited glow and stroke color choices.

BEVELS — Build flat, round, slope, and double bevel effects around any object or text in just seconds. Control tinting, shadows, light source and highlights.

EMBOSES — Cutout, raised, edge or blurred embossing. Full control of depth, contrast, softness, highlight and shadow intensity, and light direction.

PERSPECTIVE SHADOWS — Cast 3-D shadows with easy controls. Change the angle and shape of the shadow as easily as stretching a rectangle.

INTERACTIVE PREVIEW — See how each change affects your image on-the-fly.

INTUITIVE CONTROLS — Simple controls quickly change various effects. Sliders set the positional offset, the blur or sharpness, and more. Knobs set the light and shadow angle.

FLEXIBILITY — Merge effects seamlessly with TIFF, EPS, or PICT images, even when rotated or flipped.

ELIMINATE JAGGIES — Foreground or background images can be automatically feathered with the created effect to avoid unwanted jaggies at image borders.

INTELLIGENT — Automatically determines the effect's optimal resolution and color mode.

SAVE SETTINGS — Store and reapply your favorite effect settings. Easily access your custom settings from the menu bar.

SYSTEM REQUIREMENTS:

Macintosh
QuarkXPress 3.31 or higher
Mac OS System 7.5 or higher

Extensis Corporation
1800 SW First Avenue, Suite 500, Portland, OR 97201
Phone (503) 274-2020 • Fax (503) 274-0530
Extensis Europe, Zonnebaan 34, 3606 CB Maarssen
The Netherlands • Phone: +31-30-24-75050 • Fax: +31-30-24-12039



<http://www.extensis.com>

EXTENSIS QX-TOOLS

Powerful XTensions unleash QuarkXPress.

Extensis™ QX-Tools™ 2.0 is the most complete collection of award-winning XTensions available for QuarkXPress™. Fifteen powerful XTensions combine to soup up QuarkXPress beyond belief, letting you work faster, easier, and more efficiently than ever before.

Scale groups of graphics, lines, or text simultaneously. Create and work in layers as you would in other graphic applications. Easily navigate within a document via page thumbnails. Fine tune the attributes of characters, paragraphs, tabs, objects, and rules all within a single dialog box. Search and replace attributes of text boxes, picture boxes, colors, rules and style sheets.

Experts agree: Extensis QX-Tools boosts your productivity so much, you'll wonder how you ever survived without it.

To order, obtain site license pricing, or learn more, contact your reseller today or call us at (800) 796-9798 or (503) 274-2020.

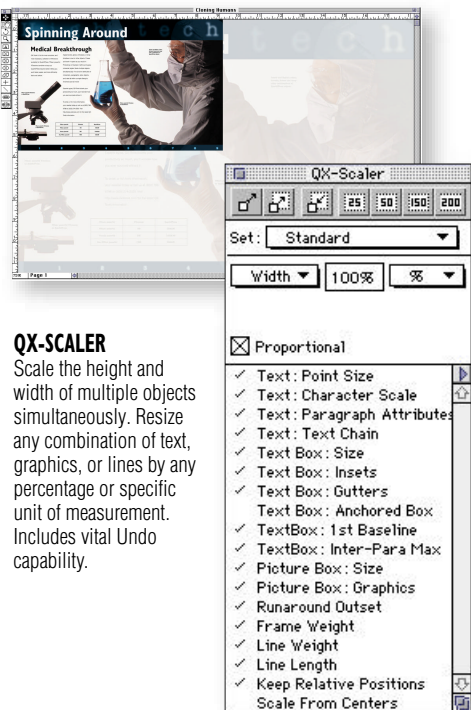
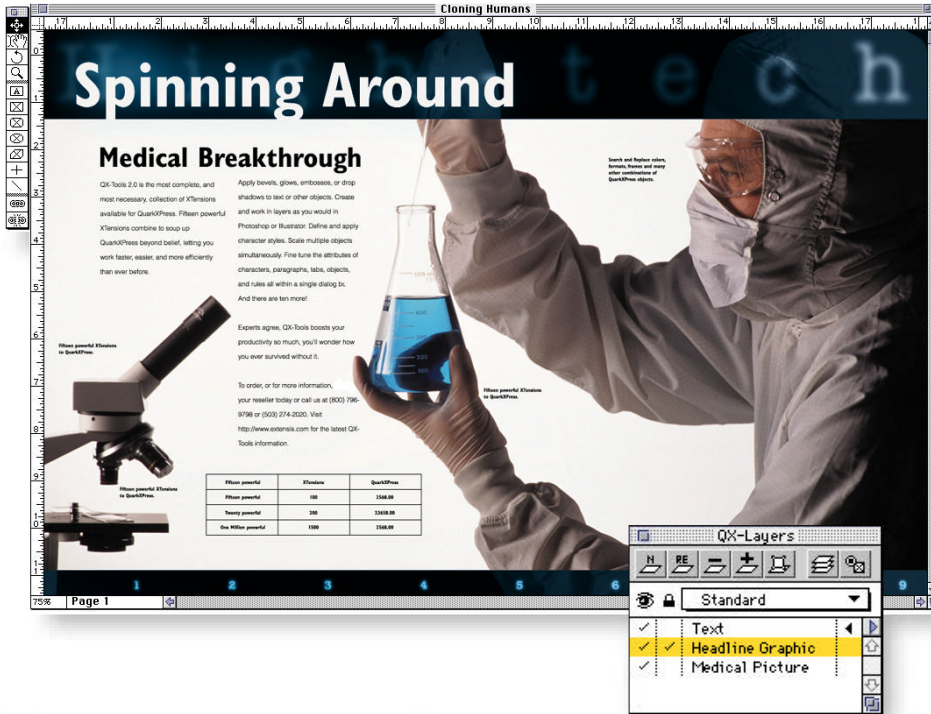
Visit <http://www.extensis.com> for the latest Extensis QX-Tools information.



- Quickly resize groups of graphics, lines, or text simultaneously.
- Search and replace attributes of QuarkXPress objects — text boxes, picture boxes, colors, rules, style sheets and more!
- Fine tune character, paragraph, box and rule properties all within a single dialog box.
- Easily navigate a document among thumbnails of pages.
- Many more XTensions included!



EXTENSIS QX-TOOLS



QX-SCALER

Scale the height and width of multiple objects simultaneously. Resize any combination of text, graphics, or lines by any percentage or specific unit of measurement. Includes vital Undo capability.

QX-LAYERS

Create and work in multiple layers as you would in Adobe Illustrator® or Photoshop®. Assign objects to layers. Name, move, group, order, and hide layers.



QX-VIEWER

Easily navigate within your document via thumbnails of your pages or spreads. Resize the floating preview or zoom in up to 900% — more than double the zoom level of QuarkXPress.

QX-SCALER — scales multiple objects interactively, or by any percentage or unit of measurement.

QX-LAYERS — assigns objects to layers which can be shown, hidden and rearranged.

QX-VIEWER — displays thumbnail images of your pages and eases zooming, scrolling, and paging.

QX-COPYSTYLE — applies line, paragraph or color attributes from one box to others.

QX-FILTERS — runs Photoshop plug-ins on images within QuarkXPress!

QX-FINDCHANGE — expands the Search and Replace function to handle virtually any object type including frames, picture boxes, rules, colors and more!

QX-FINETUNE — provides interactive controls for modifying the attributes of characters, objects, rules, and paragraph and tab settings.

QX-SMARTBAR — an enhancement to QX-Bars, watches while you work and creates a custom toolbar for you containing buttons of the commands you use most.

QX-DOCSTYLES — creates document settings for reuse in similar documents.

QX-EFFECTS — apply effects to text and objects directly in your QuarkXPress document, including shadows, glows, bevels and embosses!

QX-PRINT — allows printing of non-consecutive pages.

QX-DINGBATS — displays and enters difficult to remember character symbols, and includes five free Monotype fonts.

QX-STYLES — creates and applies characters styles.

QX-MANAGER — controls the loading of multiple QuarkXTensions.

QX-TIPS & TRICKS — an onscreen tip of the day from best-selling author, David Blatner.

SYSTEM REQUIREMENTS:

Macintosh
QuarkXPress 3.31 or later,
Macintosh System 7.1 or later.
Guaranteed compatible with
QuarkXPress 4.0.

EXTENSIS INTELLIHANCE


The intelligent way to take the guess work out of image enhancement.

The "Make Better Button" just got better. Extensis™ Intellihance™, the most powerful, affordable image enhancement filter available, is faster and more intelligent than ever. Intellihance intelligently makes improvements based on individual image needs.

One click and you eliminate up to 12 Photoshop steps required for a professional image enhancement. And with Intellihance's improved processing engine, you get intelligently adjusted images even faster. The addition of descreening and cast removal brings your images much closer to instant overall image improvement.

Add the time-crunching power of Intellihance to your graphics toolbox and enjoy the finished look of your images now.


To order, or for more information, contact your reseller today or call us at (800)796-9798 or (503) 274-2020. Visit <http://www.extensis.com/> for the latest Intellihance information.



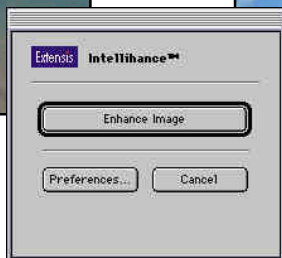
- Fast professional image enhancement with one mouse click.
- Automatically enhance images based on their individual needs, either one at a time or in batches.
- Adjust any grayscale, Lab, RGB or CMYK image you can open in Photoshop.
- View and adjust images in a resizable, zoomable window that features a before & after preview.
- Powerful fine-tune adjustments, including a revolutionary new multi-channel histogram, luminance and saturation values, give you hands-on control.



EXTENSIS INTELLIHANCE




Before



SINGLE CLICK ENHANCEMENTS

One click and you eliminate up to 12 steps from your image enhancement process.



After

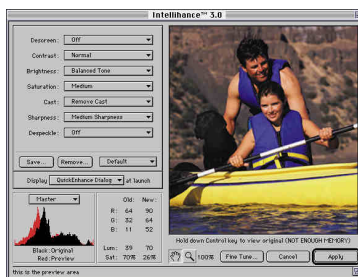


Before



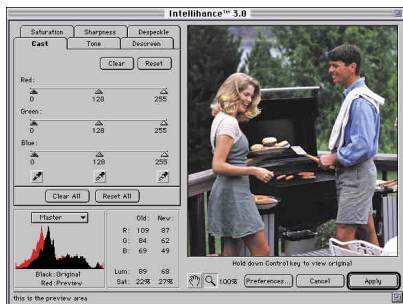
Before

After



PREFERENCES DIALOG

Dialog windows are resizable, zoomable, and provide single-key before & after previewing.



FINE TUNE DIALOG

Improved Fine Tune Controls provide single or multiple control adjustments.

INTELLIGENT ENHANCEMENT ENGINE — A faster processing engine with more "intelligence" makes for even quicker and better image enhancements.

PREFERENCE CONTROLS — Modify how the intelligent enhancement engine applies changes to your image's Contrast, Brightness, Saturation, Sharpness, Cast Removal, Descreening and Despeckle.

PROFESSIONAL FINE TUNE CONTROLS — Six powerful controls give you incredible image adjustment flexibility all in one dialog.

New! Descreen — Removes unwanted line screens from previously printed images.

New! Cast Removal — Automatically removes unwanted color impurities.

New! Tone Controls — Now include eyedroppers to set the black, white and midpoints, an intelligent light meter, and a tone curve graph.

New! Luminance And Saturation — Pixel-value readouts provide even greater interactive fine tune control for the hands-on user.

PLUS ORIGINAL CONTROLS:

Improved! Sharpness — features enhanced Unsharp Mask capabilities which brings out the finer details of your image.

Despeckle — removes image noise.

Saturation — balances color richness.

ROBUST PREVIEWS — Resize your viewing window, view at a 1:1 ratio, or zoom in and out for greater detail or to see the entire picture. Keyboard controlled before & after previewing lets you flip back and forth to compare the changes you've made to your image.

ADVANCED HISTOGRAM ANALYSIS — View before & after histograms of your original image and your newly adjusted image. The dialog provides an overlapped preview of the before & after analysis for easy comparisons.

SYSTEM REQUIREMENTS:

Macintosh
Adobe Photoshop 3.0.4 or higher
Mac OS System 7.5 or higher
FPU recommended
Windows
Adobe Photoshop 3.0.5 or higher
Windows 95 or Windows NT 4.0

Extensis Corporation
1800 SW First Avenue, Suite 500, Portland, OR 97201
Phone (503) 274-2020 • Fax (503) 274-0530
Extensis Europe, Zonnebaan 34, 3606 CB Maarssen
The Netherlands • Phone: +31-30-24-75050 • Fax: +31-30-24-12039



<http://www.extensis.com>

© 1997 Extensis Corporation. All rights reserved.

INB-NADST-0497 PA

EXTENSIS MASK PRO

Comprehensive masking tools for Adobe Photoshop.

Extensis™ Mask Pro™ is a powerful Adobe Photoshop® plug-in that takes the pain out of creating image masks. Its innovative color matching technology and elegant vector-based clipping paths slash the time it takes to create professional quality masks compared to using tiresome and exacting conventional tools.

Simply decide which colors you want to keep and which colors you want to drop. Then use Mask Pro's Magic Brush to isolate the image you want. The Magic Brush removes the drop colors you selected, leaving a perfect cutout every time. Mask Pro's powerful tools give you complete control over the masking process including color selection thresholds, edge softness, brush sizes and more.

Mask Pro cuts masking projects down to size leaving you more time to be creative.

To order, or for more information, contact your reseller today or call us at (800) 796-9798 or (503) 274-2020.

Visit <http://www.extensis.com/> for the latest Mask Pro information.



- Innovative color matching technology slashes the time it takes to create precise image masks right in Photoshop.
- Create high quality prepress-ready images with smooth vector clipping paths for problem-free printing.
- Quickly and easily create image cutouts for optimal web designs.
- Gain complete control over the masking process with keep/drop color selections, edge softness, brush sizes, unlimited undo/redo and more
- Zoom, pan and navigator window controls make it easy to move around images



Macintosh


“Professional masking so fast and precise you’ll think it’s magic.”

Extensis
™

EXTENSIS MASK PRO

BEFORE AND AFTER

Create prepress or web-ready masks and cutouts. Masks are placed in user-selected channels so multiple elements can be masked separately and a clipping path created for each one.



Before




After

Image by Michael Garland




KEEP AND DROP

Innovative color matching technology makes it simple to decide which colors you keep and which colors you leave behind.



TOOL PALETTE AND NAVIGATOR WINDOW

The toolkit makes picking the right tool for the job as easy as point and click. Zoom and pan controls make it easy to navigate complex images and gain pixel level control.



CLIPPING PATH DIALOG

Mask Pro's superior vector-based path generator is blindingly fast and results in a smooth path that will quickly rip on any imagesetter without "jaggies."

SIMPLIFIED MASK GENERATION — Create high quality cutouts for image composition, isolations, color corrections, creating complex selections and more.

SUPERIOR MASKS — Innovative color matching technology produces superior masking results and is far easier to use than conventional methods and tools.

VECTOR-BASED CLIPPING PATHS — Produce prepress-ready images that print flawlessly without "jaggies."

COMPREHENSIVE TOOL COLLECTION — Finding the right tool is as easy as point and click.

Magic Brush — Outline the image you want with color matching technology.

Standard Brush — Useful for painting indistinct boundaries or removing unwanted details.

Airbrush — Paints soft-edged strokes on an image.

Bucket Fill — Instantly fills closed areas in the mask.

Magic Fill — Easily patches holes or defects in the mask.

Magic Wand — Allows for intelligent selections based on the color matching technology.

Pen Tool — Draw straight or curved line segments.

UNIQUE COLOR SELECTION — Select colors you want to keep and colors you want to drop. Click and drag across an area you want to keep to create an "average" color. Repeat the process on the background colors you want to drop. Multiple colors and color sets can be organized to simplify masking complex images.

EDGE CONTROL — Gain complete operator control to determine the softness of the edge, brush size and opacity threshold on the colors that are to be kept.

UNDO / REDO — Unlimited, progressive undo and redo creates time-saving shortcuts and help protect your work against unwanted changes.

SYSTEM REQUIREMENTS:

Macintosh
Adobe Photoshop 3.0.5 or higher
Mac: OS System 7.5 or higher
PowerPC required

Extensis Corporation
1800 SW First Avenue, Suite 500, Portland, OR 97201
Phone (503) 274-2020 • Fax (503) 274-0530
Extensis Europe, Zonnebaan 34, 3606 CB Maarssen
The Netherlands • Phone: +31-30-24-75050 • Fax: +31-30-24-12039



<http://www.extensis.com>

© 1997 Extensis Corporation. All rights reserved.

MPM-NADST-0497 PA

EXTENSIS PAGETOOLS

Adobe PageMaker, more powerful than ever before.

Extensis™ PageTools™ is a powerful set of productivity plug-ins that make Adobe PageMaker® work faster, easier and more efficiently than ever before.

Whether you use Mac or Windows, PageTools' robust feature set gives you the functionality needed to produce more in less time. PageBars puts hundreds of PageMaker commands a mouse click away. PageType lets you apply character styles to selected text. Place crop and registration marks around selected objects with PageMarks. With PageScaler scale multiple objects with text and burn through work that normally takes hours to complete. With PageTools' diverse set of desktop publishing plug-ins, making page layouts will never be the same. Imagine, working less while producing more.

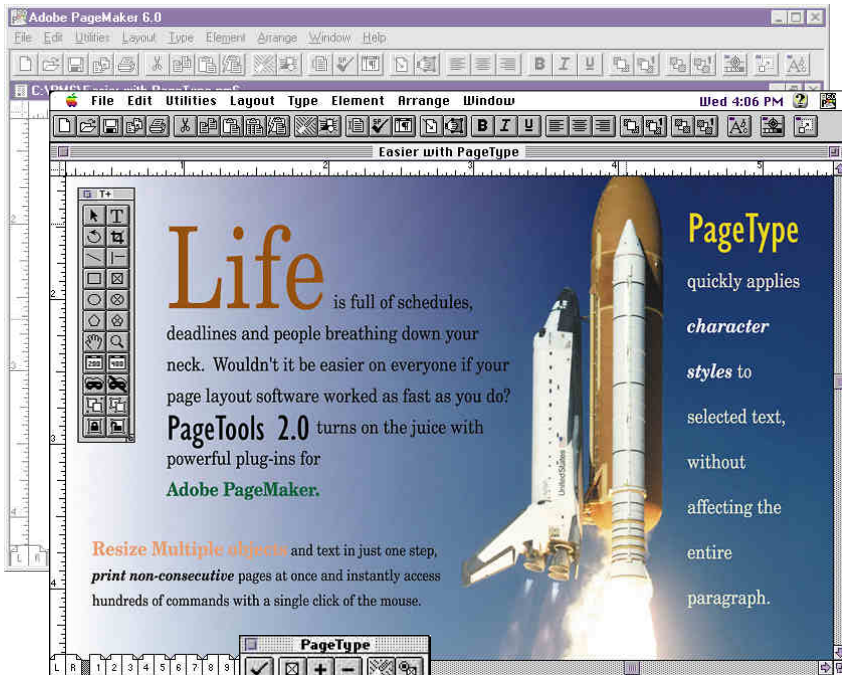
To order, or for more information, contact your reseller today or call us at (800)796-9798 or (503) 274-2020. Visit <http://www.extensis.com/> for the latest PageTools information.



- **Slash time using hundreds of commands from multiple, customizable toolbars that can be accessed from embedded or floating palettes.**
- **Quickly apply character styles to selected text without affecting the entire paragraph.**
- **Automatically resize multiple selected objects in one step. Scale objects by any percentage, including text within text blocks and frames, graphics and line widths.**
- **Easily preview and navigate other pages without leaving your current page.**
- **Instantly add, delete or duplicate all types of object and column guides.**



EXTENSIS PAGETOOLS



PAGETYPE

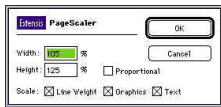
Automatically apply character styles to selected text without affecting paragraph styles.



Scale text within text blocks and frames

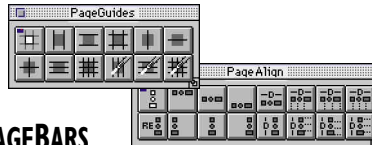


Scale text within text blocks and frames



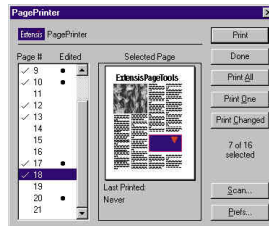
PAGESCALER

Instantly scale multiple objects with options for graphics, lines, and text, including text within blocks and frames.



PAGEBARS

Access hundreds of PageMaker and PageTools commands from customized toolbars that can be embedded to your screen's edges or floating palettes.



PAGEPRINTER

Preview each page of your document before printing. Scan the publication for edited pages and print only those pages.

PAGEALIGN — Align and distribute multiple objects without using guides or rulers.

PAGECAPS — Change text to ALL CAPS, Title Caps, Sentence caps, lowercase, or RaNdOm CaPs. Use an exception list for custom words (like PageMaker).

PAGECOLOR — Change the color of lines, ovals, polygons, rectangles and text; selectively or all at once.

PAGECOUNTER — Count the number of characters, words, lines and paragraphs of any selection in your publication.

PAGEGLOSSARY (Mac only) — Enter commonly used text and graphics in your document with or without formatting.

PAGEGUIDES — Add, delete or duplicate all types of object and column guides.

PAGEMARKS — Draw crop marks and registration marks anywhere on your page.

PAGEMOVER — Move objects from page to page without leaving the page you are working on.

PAGEPREVIEW — Display previews of the first 5 pages of publications in the Open dialog box.

PAGERULERS (Mac only) — Place up to 40 floating horizontal and vertical rulers that snap to selected objects.

PAGESCRIPTS (Windows only) — Turn scripts that automate repetitive tasks into buttons on a toolbar giving you instant access to the scripts you use most.

PAGETABS (Mac only) — Quickly record and apply tab settings to selected paragraphs without affecting your paragraph style; ideal for working with tables and figures.

PAGETHUMB — Preview and navigate other pages without leaving your current page.

PAGETIPS — Display a "tip-of-the-day" each time you launch PageMaker. Written by *Adobe Magazine* columnist and *Real World PageMaker* author, Olav Martin Kvern.

PAGEZOOM (Mac only) — Magnify any part of a page up to 800% from a floating window.

SYSTEM REQUIREMENTS:

Macintosh	Windows
Adobe PageMaker 5.0 through 6.5	Adobe PageMaker 6.0 through 6.5
Mac OS System 7.1 or higher	Windows 3.1, Windows 95 or Windows NT 4.0

EXTENSIS PORTFOLIO

The world's leading visual database for all your digital media.


Extensis™ Portfolio, formerly named Fetch, introduces its new name and a newly expanded set of powerful tools for managing digital content. You will view, organize, manage, select, share and use digital content like never before.

Build visual catalogs automatically with detailed reference information and thumbnail images. Organize volumes of digital media, including images, sounds, movies and whole documents. Regardless of application, effortlessly catalog and then retrieve any media, visually or by a keyword. Stay in sync, share your catalogs over networks and across platforms.

Portfolio's diverse feature set keeps you in control of all of your media so that you or your work group stays more productive and more creative.

To order, or for more information, contact your reseller today or call us at (800) 796-9798 or (503) 274-2020.

Visit <http://www.extensis.com/> for the latest Portfolio information.



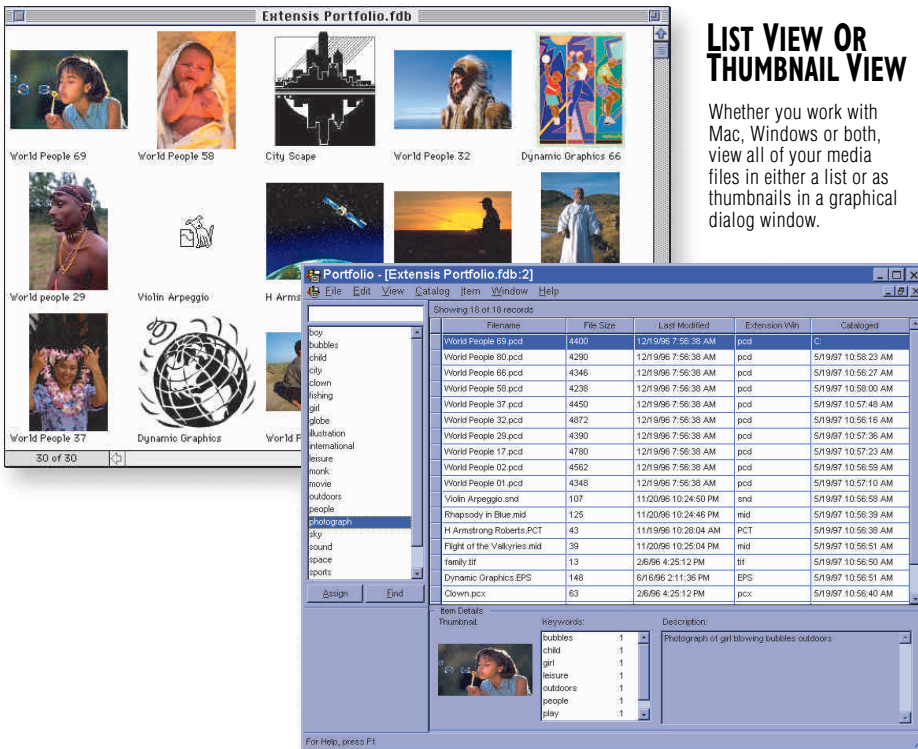
- **Portfolio media catalogs are totally cross-platform! Whether you use Mac or Windows, you can easily access and share catalogs across platforms.**
- **More than 30 file translators let you view media files even if those files don't have embedded thumbnails or previews.**
- **Assign keywords from a master list to multiple files with a single mouse click.**
- **Easily organize your digital assets with customized fields for any of your media files.**
- **Share media catalogs over a network, ensuring everyone is working from the same files. You decide who has access to which files and what changes can be made.**



EXTENSIS PORTFOLIO

LIST VIEW OR THUMBNAIL VIEW

Whether you work with Mac, Windows or both, view all of your media files in either a list or as thumbnails in a graphical dialog window.



MAC & WINDOWS — You can create and share catalogs on both Mac and Windows systems enabling all users file access regardless of platform. Find any file on your hard drive, CD-ROM, removable media and more.

IMAGESTREAM® FILE TRANSLATORS — Uses more than 30 built-in ImageStream file translators to view media files even if you don't have an embedded thumbnail or preview in the file resource.

MASTER KEYWORD LIST — Drag-and-drop support allows you to quickly and easily assign keywords from a master list to multiple files with a click of the mouse. You can also restrict other users to use only words on the master list to keep keywords uniform across your organization.

CUSTOM FIELDS — Assign custom fields to media files in the catalog such as part number, price, artist, etc. This enables you to organize your digital assets and keep all the information you may need to retrieve at your fingertips.

CATALOG NETWORK AWARE — Multiple users can access and edit a shared catalog on a network at the same time.

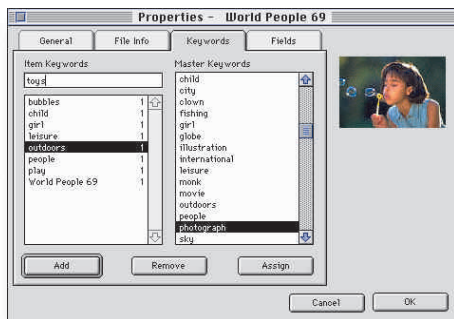
ACCESS LEVELS — Four different access levels let you control the content and security of your catalogs, giving some users full access rights while limiting the changes others can make.

OPEN MULTIPLE CATALOGS — More than one catalog can be open at one time enabling you to manage all of your media files at once and easily move information from one catalog to another.

GALLERIES — Organize your media the way that you want so you can find your valuable digital assets fast. Galleries can include any selection of media files and can also be saved.

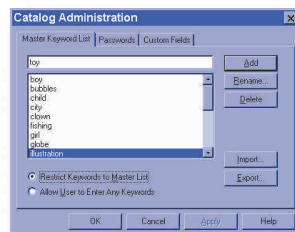
ITEM PROPERTIES

Everything you need to know about a media file can be found in the Item Properties dialog.



CATALOG ADMINISTRATION

The Master Keyword List guarantees keyword uniformity. Grant different levels of access to your catalog users by choosing from four security levels. Use Custom Fields to organize your files with the information you need.



SYSTEM REQUIREMENTS:

Macintosh
Mac OS System 7.5 or higher
68030 or higher (includes Power PC)
6 MB of application RAM
20 MB of available hard drive space

Windows
Windows 95 or Windows NT 4.0
486/33 or higher
6 MB of application RAM
20 MB of available hard drive space

World People Photos courtesy of PhotoSphere Images Ltd. <http://www.photosphere.com>

Extensis Corporation
1800 SW First Avenue, Suite 500, Portland, OR 97201
Phone (503) 274-2020 • Fax (503) 274-0530
Extensis Europe, Zonnebaan 34, 3606 CB Maarssen
The Netherlands • Phone: +31-30-24-75050 • Fax: +31-30-24-12039



<http://www.extensis.com>

EXTENSIS VECTORTOOLS

Real world productivity tools for Illustrator and FreeHand.

Extensis™ VectorTools™ is a powerful collection of real world productivity tools for Adobe Illustrator® and Macromedia FreeHand™. VectorTool's nine indispensable productivity tools cut the time it takes to complete everyday design tasks.

Save time by dragging and dropping commonly used images from the VectorLibrary. Quickly and easily apply object styles with a click of the mouse. Instantly create 3-D objects. Gain control of your designs with VectorMagicWand and color curve controls.

With all the work-slashing power of VectorTools, you'll spend more time being creative and less time solving design problems.

To order, or for more information, contact your reseller or call us today at (800) 796-9798 or (503) 274-2020. Visit <http://www.extensis.com> for the latest VectorTools information.



- **Illustrator and FreeHand users, work faster, easier and more efficiently than ever before with Extensis VectorTools — an indispensable collection of productivity tools for creative professionals.**
- **Save design time with quick storage and easy access of commonly used graphics.**
- **Never get lost in your illustrations and designs again.**
- **Gain complete color control over vector art including color curve editing and mode adjustments.**
- **Finally, a magic wand in your favorite vector application... and more.**



"Just what the illustration doctor ordered! VectorTools puts the most often-needed controls just a mouse click away."


Brian Lawler, Graphics industry consultant and author



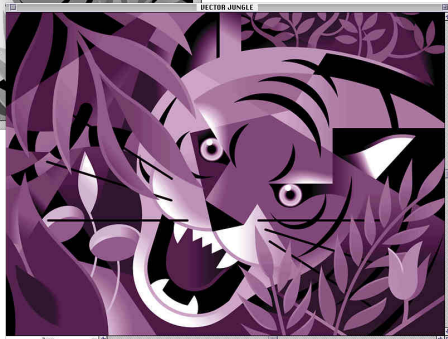
EXTENSIS VECTORTOOLS



Original



Grayscale



Duotone

ARTWORK BY RON CHAN www.ronchan.com

VECTORCOLOR

Convert color illustrations into full spectrum grayscale art or quickly transform them into stylish duo, tri, and quadtones.

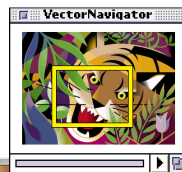


VECTORLIBRARY

Library contents can be viewed as thumbnails or in a list for quick and easy drag and drop access.


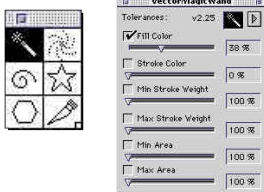
VECTORNAVIGATOR

View the entire picture and instantly move to any location within your document.



VECTORMAGICWAND

Select multiple paths according to similar fills, strokes and areas.



VECTORCOLOR — Versatile color control in a vector-based application. *Edit Curves* lets you easily adjust color curves and edit individual channels. *Grayscale Mode* converts color illustrations into grayscale art. *Random Color Replace* rearranges the colors in your illustrations or instantly adds color to your black and white art. *Multitone* transforms color illustrations into duo, tri and quadtones. *Brightness and Contrast* makes tone and sharpness adjustments to your illustrations.

VECTORLIBRARY — Keep commonly used images, text or illustrations at your finger tips. Drag and drop to and from library floating palettes by selecting from thumbnail or list formats.

VECTORNAVIGATOR — View the entire picture and instantly move to any location in your document.

VECTORMAGICWAND — Select paths with similar attributes including Fill Color, Stroke Color, Stroke Weight, and Minimum and Maximum Area.

VECTORSHAPE — Make 2-D illustrations 3-D geometric shapes using Sphere, Cylinder, Cone, Diamond, Water, Waves, or even create "Free Projections" by twisting and distorting bezier and spline anchor points.

VECTORFRAME — Instantly apply frames to individual objects, grouped objects or groups of objects.

VECTORTIPS — Access more than 200 Illustrator and FreeHand tips and techniques by industry experts:

Ted Alspach, author of the best-selling *Macworld Illustrator Bible*, offers expert advice for Illustrator users.

Olav Kvern, author of the best-selling *Real World FreeHand*, offers numerous professional tips and techniques for FreeHand users.

VECTOROBJECTSTYLES (ILLUSTRATOR USERS) — Create multiple versions of your work by instantly applying predefined object styles with a single mouse click.

VECTORBARS (ILLUSTRATOR USERS) — Create your own custom toolbars with instant access to any menu command, file, folder or application on your hard drive. "SmartBar" watches your menu choices and automatically creates toolbars.

VECTORTYPESTYLES (FREEHAND USERS) — Gain total control over your text on a character level.

VECTORCAPS (FREEHAND USERS) — Set the case style for selected text including lowercase, ALL CAPS, Title Caps, raNdOmCaPs and Sentence caps.

SYSTEM REQUIREMENTS:

Adobe Illustrator 6.0 or higher
Macromedia FreeHand 5.5 or higher
Mac OS System 7.5 or higher
PowerMac native
Requires 68030 or higher

EXTENSIS PREFLIGHT DESIGNER

The easy-to-use document inspection and collection tool for designers.

Extensis™ Preflight Designer is the only document inspection and collection tool created specifically for designers to solve real world problems before they arise.

Are you frustrated by calls from your prepress professionals asking for missing fonts and graphics when you're on deadline? With Preflight Designer you can eliminate rework by delivering complete, accurate files. Preflight Designer finds your RGB images that must be converted to CMYK before printing, as well as any low resolution images still remaining in your document.

Once your document has been automatically inspected, Preflight Designer collects all the elements necessary to print, including screen and printer fonts, all your graphics, and even embedded fonts and graphics.

To order, or for more information, contact your reseller today or call us at (800) 796-9798 or (503) 274-2020.

Visit <http://www.extensis.com> for the latest Preflight Designer information.



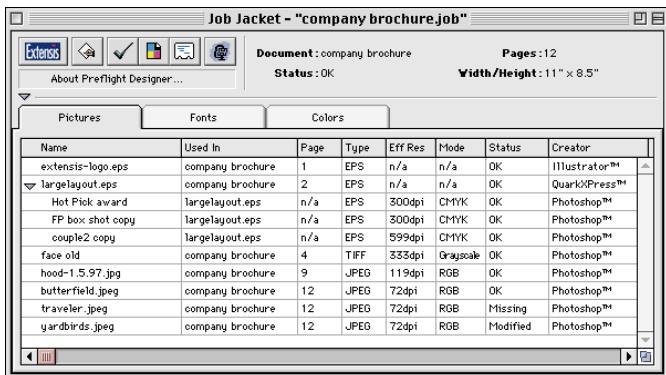
- Speed up design project turn-around with error-free QuarkXPress output files
- Eliminate wasted time and money spent on bad film
- Create custom output instructions based on each project's unique requirements
- Automatically collect every essential document file for flawless print jobs
- With Preflight Pro, introduces a totally integrated solution from Extensis for designers and prepress specialists



Macintosh®

Extensis™

EXTENSIS PREFLIGHT DESIGNER

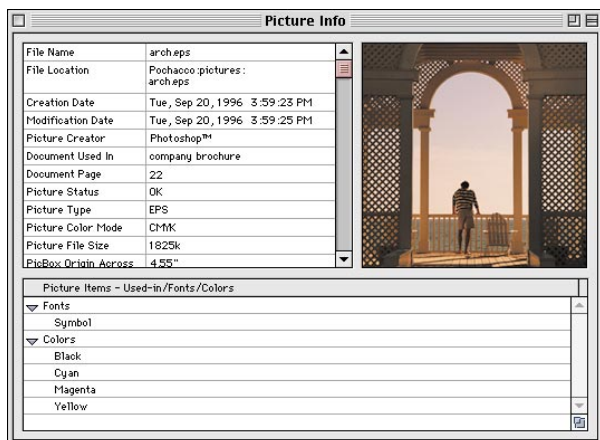
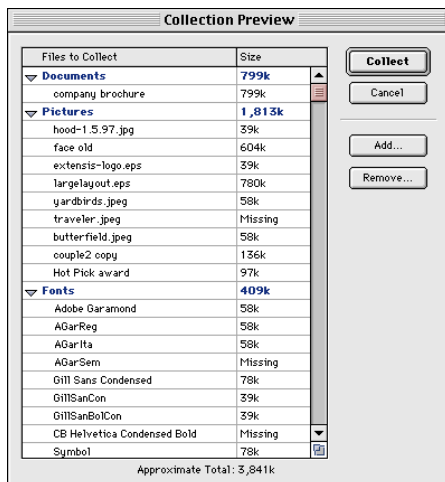


INTERFACE

Easy-to-use, intuitive interface provides immediate access to key information about your document.

COLLECTION PREVIEW

Robust collection tool includes preview for adding or deleting files before collection.



GET INFO

Gain detailed information on virtually every element in your document when you need it.

EASY TO USE JOB JACKET – The easy-to-use Job Jacket interface for document inspection and file collection was designed specifically for the needs of graphic designers. You don't need to be a prepress expert to send error-free files to your service bureau.

THOROUGHLY INSPECT ANY QUARKXPRESS DOCUMENT – Work with QuarkXPress to locate and extract key information on every element in your document including all fonts, images and colors.

COLLECT EVERY ELEMENT YOU NEED FOR ERROR-FREE PRINTING – Collect every element of your project and be prepared for final output. You have complete control over which elements to collect. Use the Preview Dialog to view, add and delete specific items.

SEND COMPRESSED FILES OVER THE INTERNET – Automatically compress files as self-extracting archives or Binhex for easy transmission over the Internet.

IMPROVE COMMUNICATION WITH YOUR SERVICE PROVIDER – Use the Job Ticket to communicate project details with your service bureau. Media formats, deadlines, contact information, shipping instructions and more.

ASK YOUR SERVICE BUREAU ABOUT PREFLIGHT PRO – Preflight Designer is the first level in a fully integrated and automated preflight solution developed by Extensis. Preflight Pro offers your service provider a comprehensive preflight solution designed to save graphic designers and prepress professionals time, money and materials.

SYSTEM REQUIREMENTS: Macintosh QuarkXPress 3.31 or higher Mac OS System 7.5 or higher

Extensis Corporation
1800 SW First Avenue, Suite 500, Portland, OR 97201
Phone (503) 274-2020 • Fax (503) 274-0530
Extensis Europe, Zonnebaan 34, 3606 CB Maarssen
The Netherlands • Phone: +31-30-24-75050 • Fax: +31-30-24-12039



<http://www.extensis.com>

EXTENSIS PREFLIGHT PRO

The advanced prepress solution that tracks down and solves workflow problems before they happen.

Extensis™ Preflight Pro™ quickly identifies and solves prepress problems, eliminating incomplete files and wasted film.

Preflight Pro's easy-to-use, intuitive Job Jacket interface makes it easy to check your documents and take corrective action before output. Automatically inspect your documents and then print a report. If all is in order, use Preflight Pro's Collect For Output feature; if not, the Pilot feature will take you directly to the document and suggest possible solutions.

Preflight Pro's robust feature set dramatically improves your preflight workflow saving you time, materials and money.

To order, or for more information, contact your reseller today or call us at (800)796-9798 or (503) 274-2020. Visit <http://www.extensis.com> for the latest Preflight Pro information.



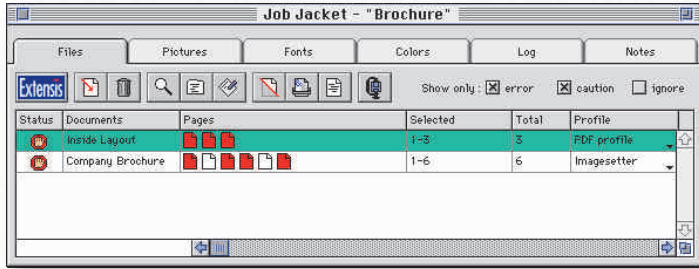
- Increase the overall speed and reliability of your preflight process.
- Collect every element of your job.
- Work with QuarkXPress to locate and extract key information such as embedded fonts and pictures.
- Use the Pilot feature to go immediately from the Preflight Pro Report to your QuarkXPress document to find and fix problems.
- Reduce training costs.

"Preflight Pro is the most complete, advanced and effective preflight tool for QuarkXPress files on the market."

Thad McIlroy, Graphic arts consultant, speaker and writer

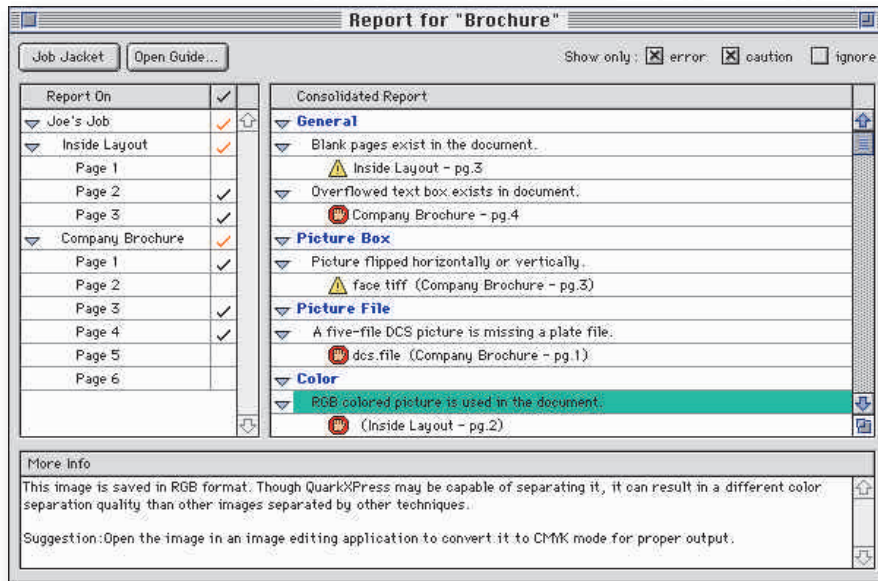


EXTENSIS PREFLIGHT PRO



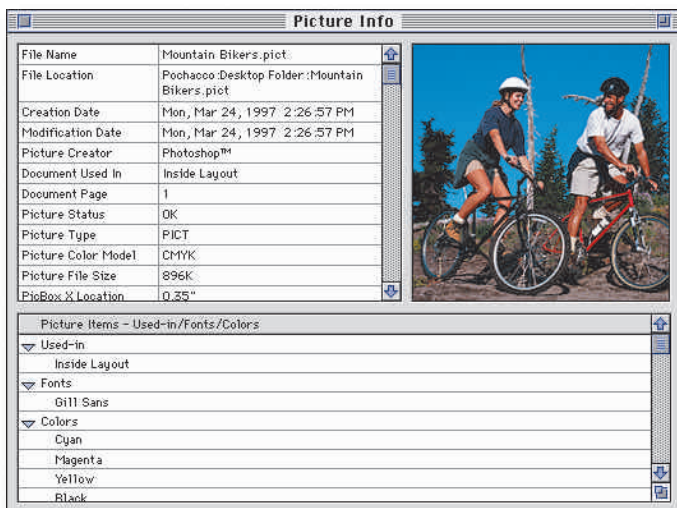
JOB JACKET

A familiar interface provides a natural environment for organizing preflight production, promoting ease-of-use and accessing better functionality.



REPORT WINDOW

Get clean, accurate reporting with a click of a button.



GET INFO

Gain detailed information on virtually every element in your document when you need it.

FAMILIAR INTERFACE — A simple, easy to use interface provides immediate access to Preflight Pro's powerful preflight functions. This removes the need for expert technical know-how and cuts the learning curve. A familiar *Job Jacket* dialog is provided for easy set up by mirroring the production-oriented work environment you're accustomed to.

MULTIPLE FILES — Inspect and report on multiple files, enabling operators to see the entire job and not just one file at a time.

INSPECTION — Work with QuarkXPress to locate and extract key information on virtually every element, including images, fonts and colors.

REPORTING — Get a clean, easy to read report on your entire job, or any number of documents, pages or elements. Select from three levels of reports based on your job.

PILOT — Go immediately to the problem in your QuarkXPress document and use the Pilot feature to suggest intelligent solutions to correct the problem on the spot.

COLLECTION — Collect every element of the job and be completely prepared for final output. Also, compress the elements into one archive for quick and easy transfer.

CUSTOMIZABLE — Customize Preflight Pro to meet your specific requirements. Create custom profiles for any number of jobs, from the simple to the complex, from two-color newsletters to four-color annual reports. Sharing these profiles with your customers will insure their documents will print on your prepress equipment.

GET INFO — Get more detailed information on virtually every element used in your file (including pictures, colors and fonts) at any time.

Coming soon!
Extensis Flight Pro for Adobe PageMaker

Call Extensis about Preflight Designer, the robust collection and inspection tool.

SYSTEM REQUIREMENTS:

Macintosh
QuarkXPress 3.31 or higher
Mac OS System 7.5 or higher

Extensis Corporation
1800 SW First Avenue, Suite 500, Portland, OR 97201
Phone (503) 274-2020 • Fax (503) 274-0530
Extensis Europe, Zonnebaan 34, 3606 CB Maarssen
The Netherlands • Phone: +31-30-24-75050 • Fax: +31-30-24-12039



<http://www.extensis.com>

EXTENSIS CYBERPRESS

TURN QUARKXPRESS PAGES INTO WEB PAGES WITH CYBERPRESS

For an industry that knows how to push the envelope with graphics applications, networks, color management, and memory requirements, the World Wide Web is a natural for publishers who wish to capitalize on their previous technological investments.

Extensis is proud to offer a fast, affordable, and easy way to turn QuarkXPress® documents into Web pages. It's called CyberPress™. A completely streamlined process for preparing content for publication on the World Wide Web.

CyberPress gives you the choice of converting text straight to HTML, preserving character formatting such as bold, italic, subscript, superscript and alignment.

You can convert text to an HTML list or table or even as an image! And images can be converted to GIF or JPEG.

But that's not all. Once CyberPress converts your QuarkXPress documents into HTML, you can use the award-winning Adobe PageMill 2.0 (included with your purchase of CyberPress) to further refine your content for the web. CyberPress and Adobe PageMill 2.0 combined provide the most complete, elegant and affordable solution for repurposing QuarkXPress documents for the World Wide Web.

To order, or for more information on any of our award-winning products, simply call us at 1-800-796-9798.

<http://www.extensis.com>

CYBERPRESS 1.0 FOR MACINTOSH
CALL 1-800-796-9798
60-DAY MONEY BACK GUARANTEE
INCLUDES ADOBE PAGEMILL™ 2.0



Adobe PageMill 2.0
included with your
purchase of
CyberPress 1.0

Quickly and easily convert QuarkXPress
documents for the World Wide Web

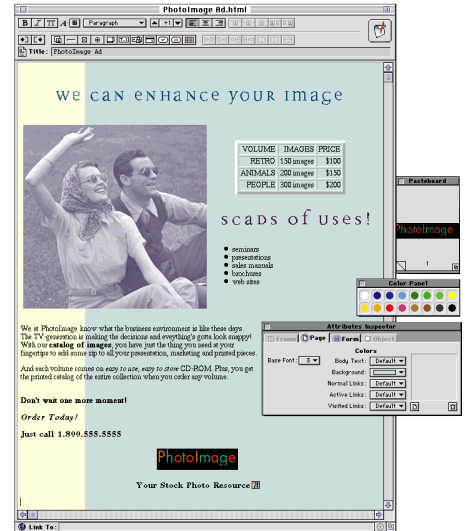
Extensis CyberPress

version
1.0

QUARKXPRESS CYBERPRESS ADOBE PAGEMILL WORLD WIDE WEB



The CyberPress palette lists all the text and picture boxes in your QuarkXPress document. To modify elements before exporting, simply drag the icons up or down the list and drop them into the appropriate position.



You can then preview in your favorite browser or jump directly into Adobe PageMill 2.0—which is included with CyberPress—do a little fine tuning, and you've got yourself a Web page.

CyberPress plugs directly into QuarkXPress and converts your text and images into the appropriate format for the Web.

TURN QUARK FILES INTO WEB PAGES WITHOUT TURNING YOURSELF INTO A PROGRAMMER

Export Text to HTML

CyberPress intelligently converts the entire Latin character set, plus special characters in certain fonts (Dingbats & Symbols) while maintaining character formatting, i.e. bold, italic, subscript, superscript, and alignment. CyberPress will also apply HTML Headline Styles based on user defined Font Sizes.

Convert Text to List

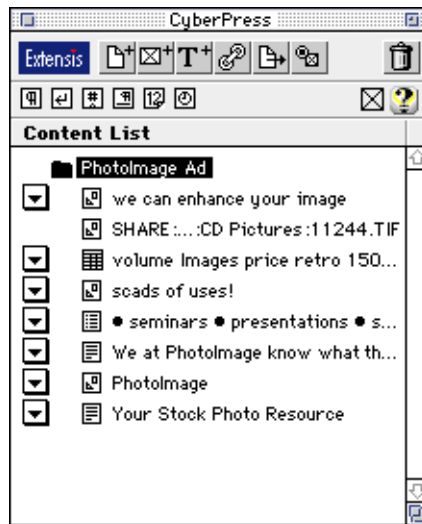
With CyberPress, you can convert text to any HTML list style, including numbered and bullet lists, glossary terms and definitions, menu lists, or directory lists. CyberPress will automatically strip leading characters to avoid double bullets.

Convert Text to Table

CyberPress easily converts tab-delimited text into an HTML table, with user definable border width and alignment. Cell alignment is determined by the alignment of the text the cell contains.

Convert Text to Image

CyberPress will convert any text box into an image in order to maintain the look of a custom font or logo. If the Text Box has the background color "none" and GIF is selected as the output format, then CyberPress will automatically make the background of the resulting GIF transparent.



Export Images as GIF or JPEG


CyberPress can convert all images to either GIF or JPEG. If a QuarkXPress Picture Box has the background color "none" and GIF is selected as the output format, then CyberPress will automatically make the background of the resulting GIF transparent.

Insert Hypertext Links

CyberPress allows you to assign hypertext links to any text or image.

Adobe PageMill 2.0—a \$99 value— Included!

Every purchase of CyberPress includes a copy of Adobe PageMill 2.0—the award-winning WYSIWYG HTML editor!



Adobe PageMill 2.0 includes:

- Image maps
- WYSIWYG Frames
- WYSIWYG Tables
- Multimedia plug-in support
- Textflow around images
- Animated GIFs
- Text font size, text color and basefont support
- Sound import

Requirements: QuarkXPress 3.32 or later (Guaranteed compatible with QuarkXPress 4.0) and System 7.1 or later.

Extensis, the Extensis Logo, and CyberPress are trademarks of Extensis Corporation. Adobe and PageMill are trademarks of Adobe Systems, Inc. BeyondPress is a trademark of Astrobyte LLC. Quark is a registered trademark and QuarkXPress is a trademark of Quark, Inc. Apple, the Apple Logo, Macintosh and Power Macintosh are trademarks of Apple Computer, Inc. All other trademarks are the property of their respective owners. CyberPress developed by Astrobyte LLC in cooperation with Extensis.

Extensis Corporation
55 S.W. Yamhill Street, Fourth Floor Portland, OR 97204
1-800-796-9798 Phone (503) 274-2020 Fax (503) 274-0530
Internet: info@extensis.com AOL: Extensis Computer: 70242,33
http://www.extensis.com

